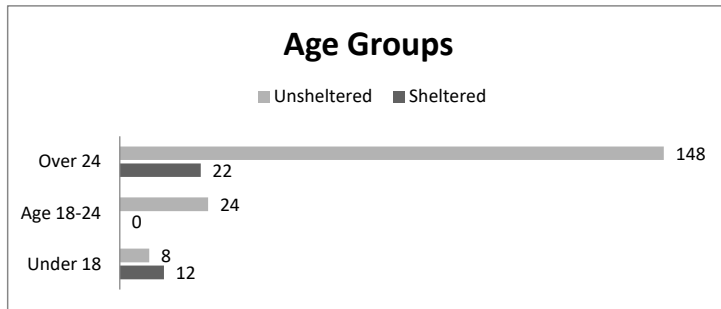
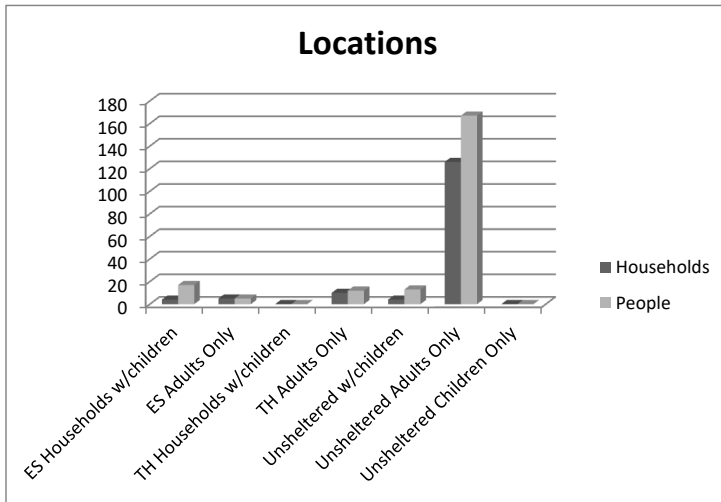


AMADOR COUNTY POINT IN TIME COUNT



HUD Defined Homeless Populations		
Location & Family Type	Households	People
ES Households w/children	4	17
ES Adults Only	5	5
TH Households w/children	0	0
TH Adults Only	10	12
Unsheltered w/children	4	13
Unsheltered Adults Only	126	167
Unsheltered Children Only	0	0
Total	149	214

Age Groups	Sheltered	Unsheltered
Under 18	12	8
Age 18-24	0	24
Over 24	22	148

Genders	Sheltered	Unsheltered
Female	15	69
Male	19	104
Other/Unknown Gender	0	7

Ethnicity	Sheltered	Unsheltered
Hispanic	5	8
Non-Hispanic	29	172

Race	Sheltered	Unsheltered
White	23	135
Black/African American	9	1
Asian	0	2
Amer. Indian/Alaskan	0	8
Hawaiian/Pacific Islander	2	2
Multiple Races	0	11
Race Unknown	0	21

Unaccompanied Youth	Sheltered	Unsheltered
Under 18 Years Old	0	0
Youth 18-24	0	18

Parenting Youth	Sheltered	Unsheltered
Households	0	0
Parenting Youth 18-24	0	0
Children of Parenting Youth	0	0

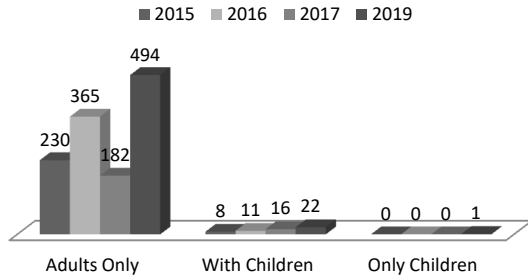
Other Categories	Sheltered	Unsheltered
Chronic Homeless Individ.	3	57
Veterans	10	13
Chronic Homeless Vets.	0	3
Mental Illness	4	9
Substance Use Disorder	0	5
HIV/AIDS	0	0
Domestic Violence	1	5

Homeless Data by County					
County	Sheltered		Unsheltered		Couch Surfing
	Households	People	Households	People	People
Amador	19	34	130	180	10
Calaveras	5	10	121	176	30
Mariposa	20	30	21	30	12
Tuolumne	36	84	255	301	33
Total	80	158	527	687	85

Non-HUD Data for Local Use		
Couch Surfers	Households	People
Households w/children	0	0
Households Adults Only	7	10
Unaccompanied Youth <18	0	0

Comparison of HUD Defined Unsheltered Homeless Population PIT

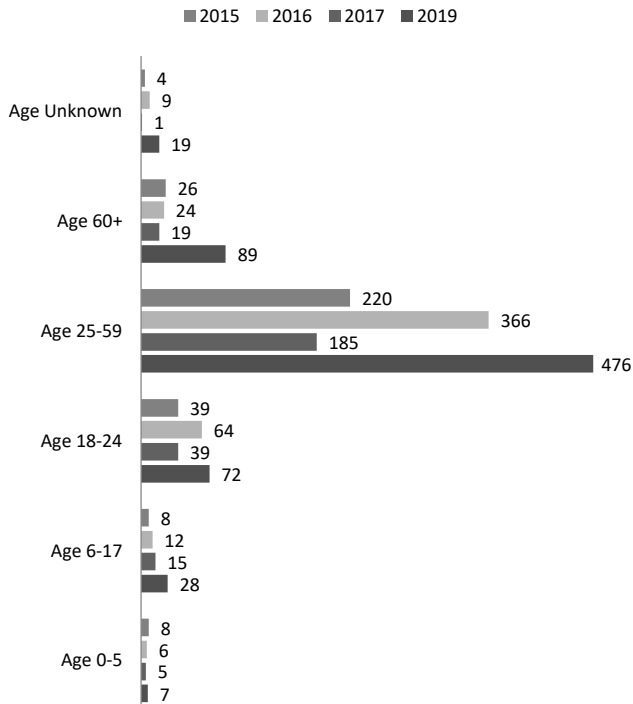
Amador, Calaveras, Tuolumne and Mariposa County Unsheltered Households



Amador County	2015	2016	2017	2019
Households of Adults Only	54	85	59	126
Households with Children	3	4	11	4
Households with only Children	0	0	0	0
Age 0-5	3	2	4	2
Age 6-17	3	2	10	6
Age 18-24	13	17	25	27
Age 25-59	62	96	73	125
Age 60+	7	3	3	19
Age Unknown	2	3	0	1

Calaveras County	2015	2016	2017	2019
Households of Adults Only	34	186	11	101
Households with Children	0	4	0	10
Households with only Children	0	0	0	0
Age 0-5	0	0	0	3
Age 6-17	0	8	0	13
Age 18-24	6	34	2	16
Age 25-59	26	160	10	118
Age 60+	4	8	1	18
Age Unknown	0	0	0	12

Amador, Calaveras, Tuolumne, and Mariposa County Unsheltered Age Groups



Tuolumne County	2015	2016	2017	2019
Households of Adults Only	130	94	90	249
Households with Children	5	3	2	6
Households with only Children	0	0	0	0
Age 0-5	5	4	1	2
Age 6-17	5	2	2	5
Age 18-24	20	13	11	29
Age 25-59	123	110	80	212
Age 60+	14	13	12	47
Age Unknown	0	6	1	6

Mariposa County	2015	2016	2017	2019
Households of Adults Only	12	0	22	18
Households with Children	0	0	3	2
Households with only Children	0	0	0	1
Age 0-5	0	0	0	0
Age 6-17	0	0	3	4
Age 18-24	0	0	1	0
Age 25-59	9	0	22	21
Age 60+	1	0	3	5
Age Unknown	2	0	0	0

All Counties	2015	2016	2017	2019
Households of Adults Only	230	365	182	494
Households with Children	8	11	16	22
Households with only Children	0	0	0	1
Age 0-5	8	6	5	7
Age 6-17	8	12	15	28
Age 18-24	39	64	39	72
Age 25-59	220	366	185	476
Age 60+	26	24	19	89
Age Unknown	4	9	1	19