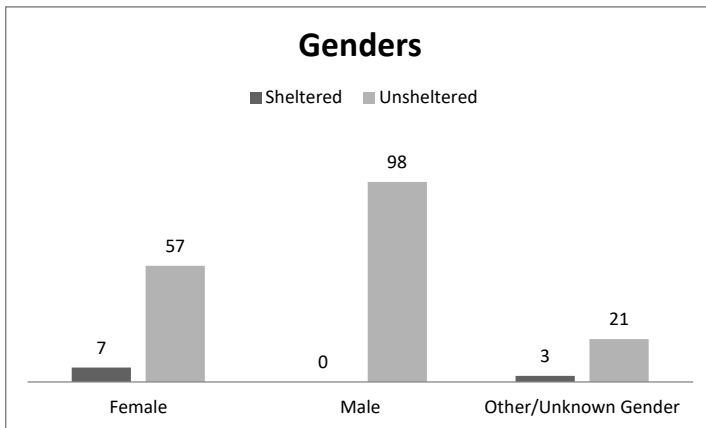
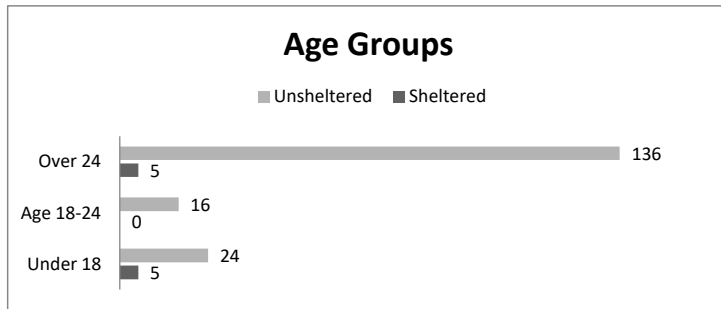
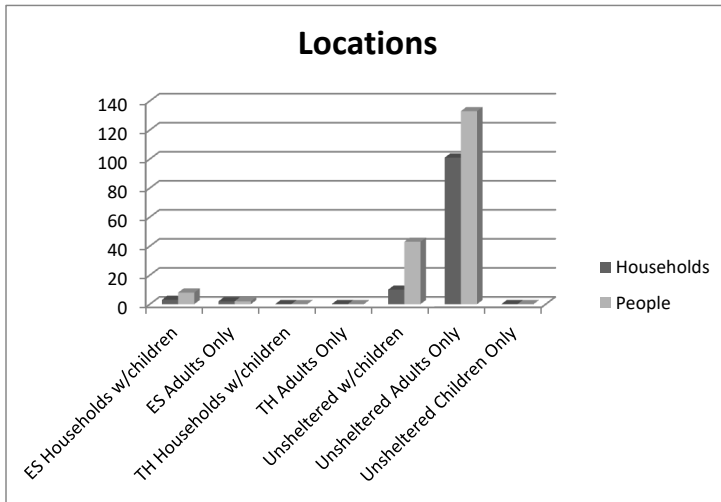


**CALAVERAS COUNTY POINT IN TIME COUNT**



HUD Defined Homeless Populations		
Location & Family Type	Households	People
ES Households w/children	3	8
ES Adults Only	2	2
TH Households w/children	0	0
TH Adults Only	0	0
Unsheltered w/children	10	43
Unsheltered Adults Only	101	133
Unsheltered Children Only	0	0
<b>Total</b>	<b>116</b>	<b>186</b>

Age Groups	Sheltered	Unsheltered
Under 18	5	24
Age 18-24	0	16
Over 24	5	136

Genders	Sheltered	Unsheltered
Female	7	57
Male	0	98
Other/Unknown Gender	3	21

Ethnicity	Sheltered	Unsheltered
Hispanic	0	4
Non-Hispanic	10	172

Race	Sheltered	Unsheltered
White	3	115
Black/African American	0	1
Asian	1	3
Amer. Indian/Alaskan	0	13
Hawaiian/Pacific Islander	0	0
Multiple Races	3	4
Race Unknown	3	40

Unaccompanied Youth	Sheltered	Unsheltered
Under 18 Years Old	0	0
Youth 18-24	0	6

Parenting Youth	Sheltered	Unsheltered
Households	0	1
Parenting Youth 18-24	0	2
Children of Parenting Youth	0	3

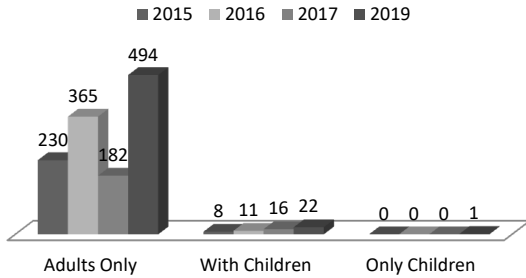
Other Categories	Sheltered	Unsheltered
Chronic Homeless Individ.	3	50
Veterans	0	4
Chronic Homeless Vets.	0	2
Mental Illness	1	2
Substance Use Disorder	0	0
HIV/AIDS	0	0
Domestic Violence	5	1

Homeless Data by County					
County	Sheltered		Unsheltered		Couch Surfing
	Households	People	Households	People	
Amador	19	34	130	180	10
Calaveras	5	10	121	176	30
Mariposa	20	30	21	30	12
Tuolumne	36	84	255	301	33
<b>Total</b>	<b>80</b>	<b>158</b>	<b>527</b>	<b>687</b>	<b>85</b>

Non-HUD Data for Local Use		
Couch Surfers	Households	People
Households w/children	3	11
Households Adults Only	15	19
Unaccompanied Youth <18	0	0

**Comparison of HUD Defined Unsheltered Homeless Population PIT**

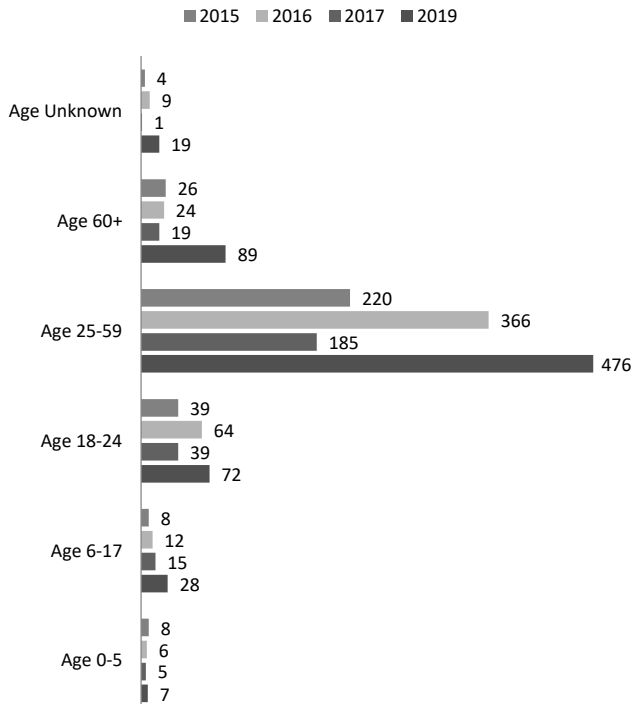
**Amador, Calaveras, Tuolumne and Mariposa County Unsheltered Households**



Amador County	2015	2016	2017	2019
Households of Adults Only	54	85	59	126
Households with Children	3	4	11	4
Households with only Children	0	0	0	0
Age 0-5	3	2	4	2
Age 6-17	3	2	10	6
Age 18-24	13	17	25	27
Age 25-59	62	96	73	125
Age 60+	7	3	3	19
Age Unknown	2	3	0	1

Calaveras County	2015	2016	2017	2019
Households of Adults Only	34	186	11	101
Households with Children	0	4	0	10
Households with only Children	0	0	0	0
Age 0-5	0	0	0	3
Age 6-17	0	8	0	13
Age 18-24	6	34	2	16
Age 25-59	26	160	10	118
Age 60+	4	8	1	18
Age Unknown	0	0	0	12

**Amador, Calaveras, Tuolumne, and Mariposa County Unsheltered Age Groups**



Tuolumne County	2015	2016	2017	2019
Households of Adults Only	130	94	90	249
Households with Children	5	3	2	6
Households with only Children	0	0	0	0
Age 0-5	5	4	1	2
Age 6-17	5	2	2	5
Age 18-24	20	13	11	29
Age 25-59	123	110	80	212
Age 60+	14	13	12	47
Age Unknown	0	6	1	6

Mariposa County	2015	2016	2017	2019
Households of Adults Only	12	0	22	18
Households with Children	0	0	3	2
Households with only Children	0	0	0	1
Age 0-5	0	0	0	0
Age 6-17	0	0	3	4
Age 18-24	0	0	1	0
Age 25-59	9	0	22	21
Age 60+	1	0	3	5
Age Unknown	2	0	0	0

All Counties	2015	2016	2017	2019
Households of Adults Only	230	365	182	494
Households with Children	8	11	16	22
Households with only Children	0	0	0	1
Age 0-5	8	6	5	7
Age 6-17	8	12	15	28
Age 18-24	39	64	39	72
Age 25-59	220	366	185	476
Age 60+	26	24	19	89
Age Unknown	4	9	1	19