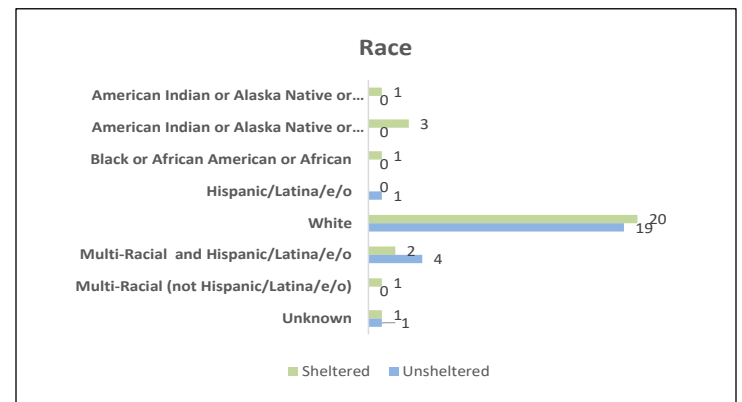
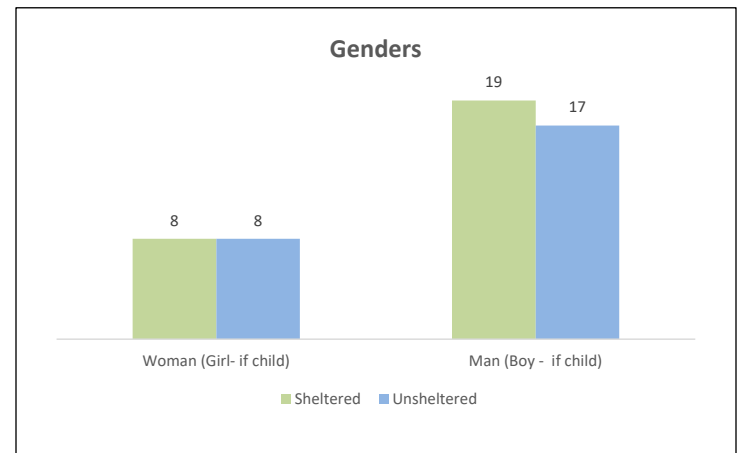
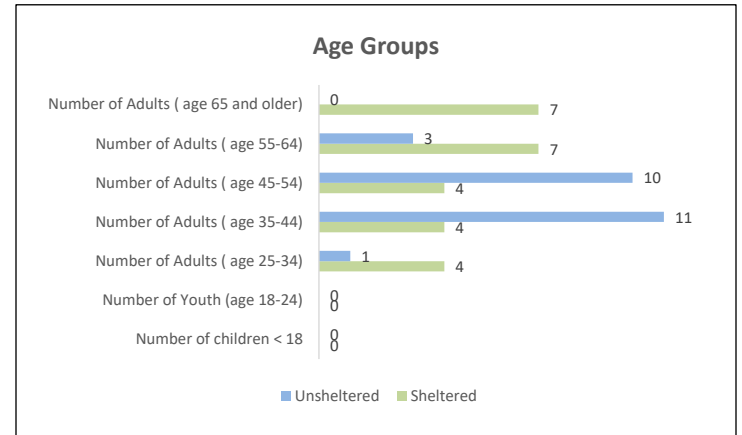
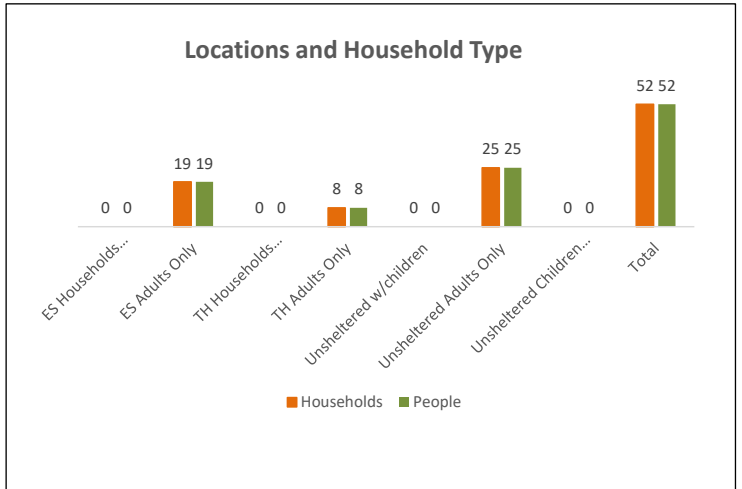


MARIPOSA COUNTY POINT IN TIME COUNT JANUARY 24, 2024

Mariposa County

| HUD Defined Homeless Populations | | |
|--|------------------|--------------------|
| Location & Family Type | Households | People |
| ES Households w/children | 0 | 0 |
| ES Adults Only | 19 | 19 |
| TH Households w/children | 0 | 0 |
| TH Adults Only | 8 | 8 |
| Unsheltered w/children | 0 | 0 |
| Unsheltered Adults Only | 25 | 25 |
| Unsheltered Children Only | 0 | 0 |
| Total | 52 | 52 |
| Age Groups | Sheltered | Unsheltered |
| Number of children < 18 | 0 | 0 |
| Number of Youth (age 18-24) | 0 | 0 |
| Number of Adults (age 25-34) | 4 | 1 |
| Number of Adults (age 35-44) | 4 | 11 |
| Number of Adults (age 45-54) | 4 | 10 |
| Number of Adults (age 55-64) | 7 | 3 |
| Number of Adults (age 65 and older) | 7 | 0 |
| Genders | Sheltered | Unsheltered |
| Woman (Girl- if child) | 8 | 8 |
| Man (Boy - if child) | 19 | 17 |
| Culturally Specific Identity | 0 | 0 |
| Transgender | 0 | 0 |
| Non-Binary | 0 | 0 |
| Questioning | 0 | 0 |
| Different Identity | 0 | 0 |
| More Than One Gender* | 0 | 0 |
| Unknown | 0 | 0 |
| Race | Sheltered | Unsheltered |
| American Indian or Alaska Native or Indigenous | 1 | 0 |
| American Indian or Alaska Native or Indigenous and Hispanic/Latina/e/o | 3 | 0 |
| Asian or Asian American | 0 | 0 |
| Asian or Asian American and Hispanic/Latina/e/o | 0 | 0 |
| Black or African American or African | 1 | 0 |
| Black or African American or African and Hispanic/Latina/e/o | 0 | 0 |
| Hispanic/Latina/e/o | 0 | 1 |
| Middle Eastern or North African | 0 | 0 |
| Middle Eastern or North African and Hispanic/Latin | 0 | 0 |
| Native Hawaiian or Pacific Islander | 0 | 0 |
| Native Hawaiian or Pacific Islander and Hispanic/L | 0 | 0 |
| White | 20 | 19 |
| White and Hispanic/Latina/e/o | 0 | 0 |
| Multi-Racial and Hispanic/Latina/e/o | 2 | 4 |
| Multi-Racial (not Hispanic/Latina/e/o) | 1 | 0 |
| Unknown | 1 | 1 |
| Unaccompanied Youth | Sheltered | Unsheltered |
| Under 18 Years Old | 0 | 0 |
| Youth 18-24 | 0 | 0 |
| Parenting Youth | Sheltered | Unsheltered |
| Households | 0 | 0 |
| Parenting Youth 18-24 | 0 | 0 |
| Children of Parenting Youth | 0 | 0 |
| Other Categories | Sheltered | Unsheltered |
| Chronic Homeless Indiv. | 8 | 3 |
| Veterans | 1 | 1 |
| Chronic Homeless Vets. | 0 | 0 |
| Mental Illness | 1 | 4 |
| Other Disability | 0 | 21 |
| HIV/AIDS | 0 | 0 |
| Domestic Violence | 2 | 5 |

| Non-HUD Data for Local Use | | |
|----------------------------|------------|--------|
| Couch Surfers | Households | People |
| Households w/children | 0 | 0 |
| Households Adults Only | 1 | 1 |
| Unaccompanied Youth <18 | 0 | 0 |



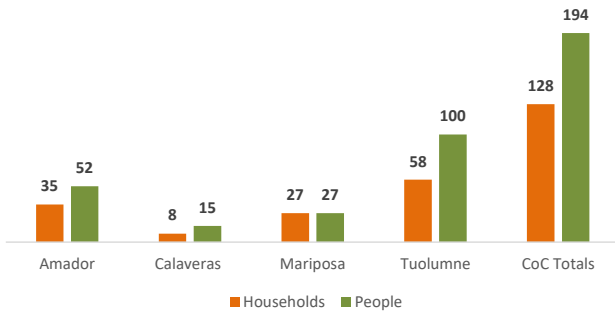
Homeless Data by County

| County | Sheltered | | Unsheltered | | Couch Surfing |
|-------------------|------------|------------|-------------|------------|---------------|
| | Households | People | Households | People | People |
| Amador | 35 | 52 | 126 | 161 | 16 |
| Calaveras | 8 | 15 | 111 | 149 | 45 |
| Mariposa | 27 | 27 | 25 | 25 | 1 |
| Tuolumne | 58 | 100 | 156 | 190 | 41 |
| CoC Totals | 128 | 194 | 418 | 525 | 103 |

Unaccompanied Youth

| | Sheltered | Unsheltered |
|--------------------|-----------|-------------|
| Under 18 Years Old | 0 | 0 |
| Youth 18-24 | 0 | 0 |

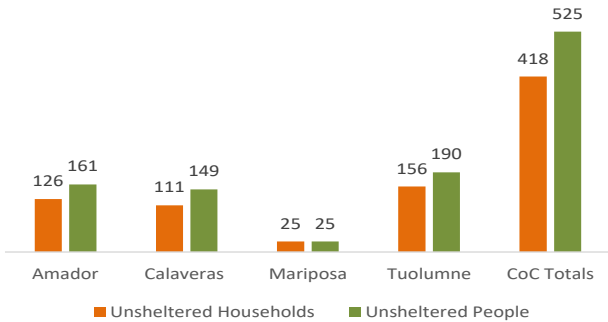
Sheltered by County



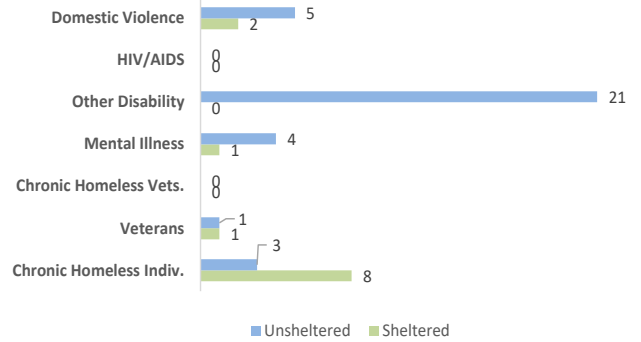
Parenting Youth

| | Households | Parenting Youth 18-24 | Children of Parenting Youth |
|-------------|------------|-----------------------|-----------------------------|
| Sheltered | 0 | 0 | 0 |
| Unsheltered | 0 | 0 | 0 |

Unsheltered by County



Other Categories



Couch Surfing People by County

