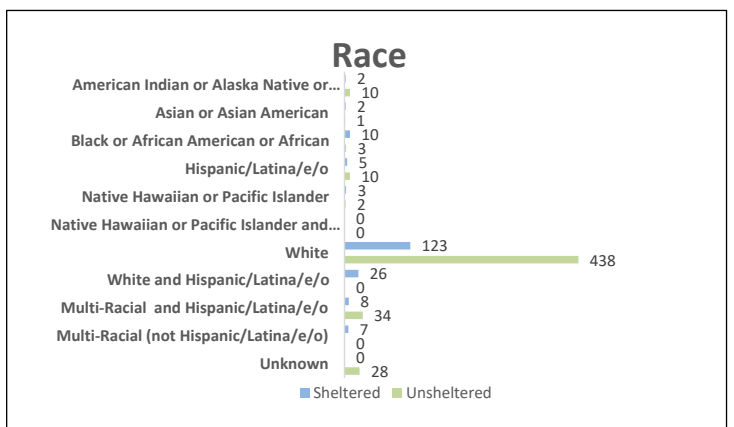
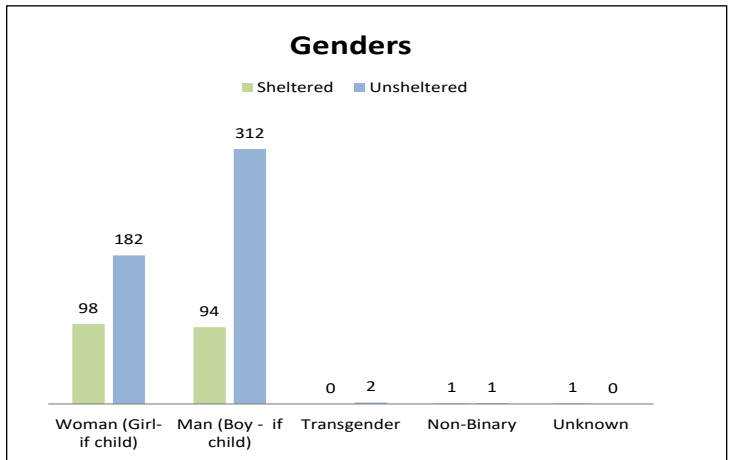
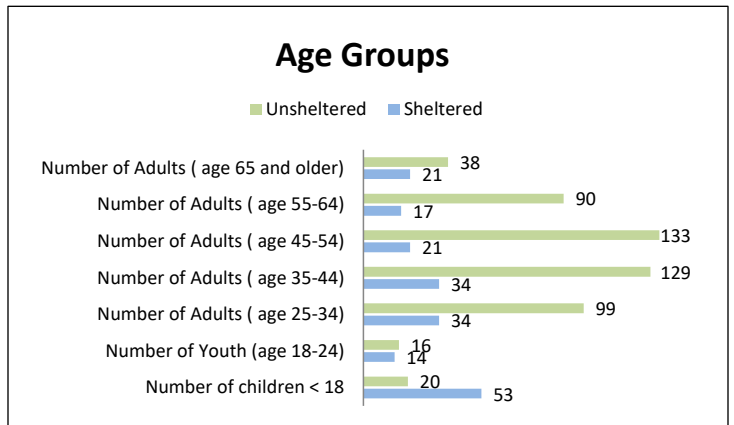
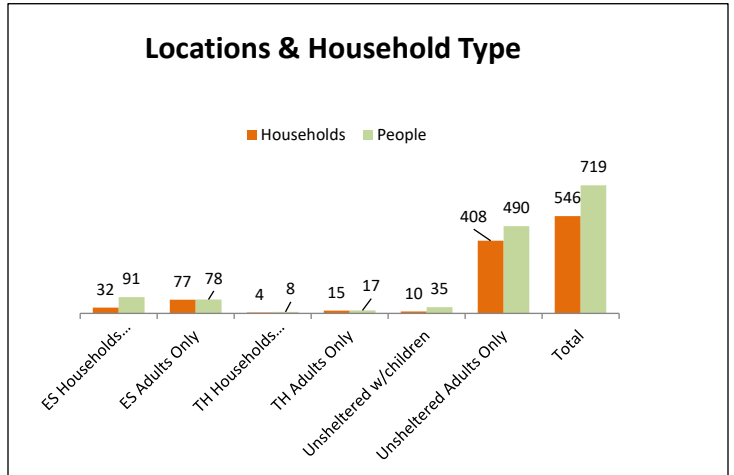


CENTRAL SIERRA CONTINUUM OF CARE POINT IN TIME COUNT JANUARY 24, 2024

Central Sierra CoC Combined		
HUD Defined Homeless Populations		
Location & Family Type	Households	People
ES Households w/children	32	91
ES Adults Only	77	78
TH Households w/children	4	8
TH Adults Only	15	17
Unsheltered w/children	10	35
Unsheltered Adults Only	408	490
Unsheltered Children Only	0	0
<b>Total</b>	<b>546</b>	<b>719</b>
Age Groups	Sheltered	Unsheltered
Number of children < 18	53	20
Number of Youth (age 18-24)	14	16
Number of Adults ( age 25-34)	34	99
Number of Adults ( age 35-44)	34	129
Number of Adults ( age 45-54)	21	133
Number of Adults ( age 55-64)	17	90
Number of Adults ( age 65 and older)	21	38
Genders	Sheltered	Unsheltered
Woman (Girl- if child)	98	182
Man (Boy - if child)	94	312
Culturally Specific Identity	0	0
Transgender	0	2
Non-Binary	1	1
Questioning	0	0
Different Identity	0	28
More Than One Gender*	0	0
Unknown	1	0
Race	Sheltered	Unsheltered
American Indian or Alaska Native or Indigenous	2	10
American Indian or Alaska Native or Indigenous and Hispanic/Latina/e/o	4	0
Asian or Asian American	2	1
Asian or Asian American and Hispanic/Latina/e/o	0	0
Black or African American or African	10	3
Black or African American or African and Hispanic/Latina/e/o	1	0
Hispanic/Latina/e/o	5	10
Middle Eastern or North African	0	0
Middle Eastern or North African and Hispanic/Latina/e/o	0	0
Native Hawaiian or Pacific Islander	3	2
Native Hawaiian or Pacific Islander and Hispanic/Latina/e/o	0	0
White	123	438
White and Hispanic/Latina/e/o	26	0
Multi-Racial and Hispanic/Latina/e/o	8	34
Multi-Racial (not Hispanic/Latina/e/o)	7	0
Unknown	0	28
Unaccompanied Youth	Sheltered	Unsheltered
Under 18 Years Old	3	0
Youth 18-24	7	13
Parenting Youth	Sheltered	Unsheltered
Households	4	0
Parenting Youth 18-24	8	0
Children of Parenting Youth	4	0
Other Categories	Sheltered	Unsheltered
Chronic Homeless Individ.	12	72
Veterans	9	15
Chronic Homeless Vets.	2	10
Mental Illness	17	75
Other Disability	3	265
HIV/AIDS	0	0
Domestic Violence	16	182
Non-HUD Data for Local Use		
Couch Surfers	Households	People
Households w/children	7	26
Households Adults Only	60	77
Unaccompanied Youth <18	0	0



### Homeless Data by County

County	Sheltered		Unsheltered		Couch Surfing
	Households	People	Households	People	People
Amador	35	52	126	161	16
Calaveras	8	15	111	149	45
Mariposa	27	27	25	25	1
Tuolumne	58	100	156	190	41
<b>CoC Totals</b>	<b>128</b>	<b>194</b>	<b>418</b>	<b>525</b>	<b>103</b>

