

Tuolumne County

HUD Defined Homeless Populations

Location & Family Type	Households	People
ES Households w/children	23	64
ES Adults Only	35	36
TH Households w/children	0	0
TH Adults Only	0	0
Unsheltered w/children	1	3
Unsheltered Adults Only	155	187
Unsheltered Children Only	0	0
Total	214	290

Age Groups	Sheltered	Unsheltered
Number of children < 18	34	2
Number of Youth (age 18-24)	8	5
Number of Adults (age 25-34)	20	25
Number of Adults (age 35-44)	19	53
Number of Adults (age 45-54)	6	49
Number of Adults (age 55-64)	5	45
Number of Adults (age 65 and older)	8	11

Genders	Sheltered	Unsheltered
Woman (Girl- if child)	56	72
Man (Boy - if child)	42	117
Culturally Specific Identity	0	0
Transgender	0	0
Non-Binary	1	0
Questioning	0	0
Different Identity	0	1
<i>More Than One Gender*</i>	0	0
Unknown	1	0

Race	Sheltered	Unsheltered
American Indian or Alaska Native or Indigenous	0	7
American Indian or Alaska Native or Indigenous and Hispanic/Latina/e/o	1	0
Asian or Asian American	0	0
Asian or Asian American and Hispanic/Latina/e/o	0	0
Black or African American or African	5	1
Black or African American or African and Hispanic/Latina/e/o	0	0
Hispanic/Latina/e/o	5	5
Middle Eastern or North African	0	0
Middle Eastern or North African and Hispanic/Latin	0	0
Native Hawaiian or Pacific Islander	1	2
Native Hawaiian or Pacific Islander and Hispanic/La	1	0
White	61	160
White and Hispanic/Latina/e/o	21	0
Multi-Racial and Hispanic/Latina/e/o	1	12
Multi-Racial (not Hispanic/Latina/e/o)	4	0
Unknown	0	3

Unaccompanied Youth	Sheltered	Unsheltered
Under 18 Years Old	0	0
Youth 18-24	7	5

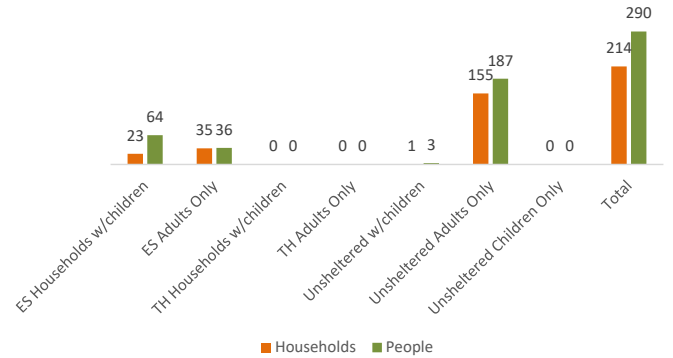
Parenting Youth	Sheltered	Unsheltered
Households	2	0
Parenting Youth 18-24	4	0
Children of Parenting Youth	2	0

Other Categories	Sheltered	Unsheltered
Chronic Homeless Individ.	0	35
Veterans	0	9
Chronic Homeless Vets.	0	4
Mental Illness	9	43
Other Disability	2	176
HIV/AIDS	0	0
Domestic Violence	13	116

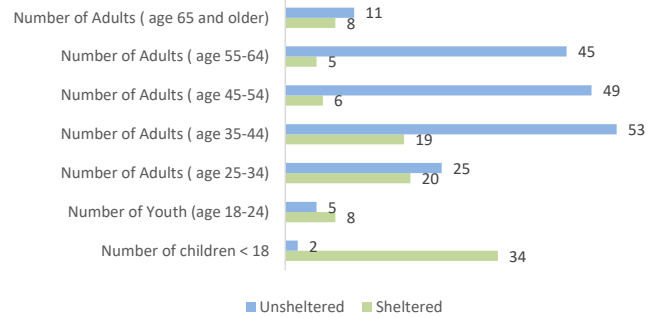
Non-HUD Data for Local Use

Couch Surfers	Households	People
Households w/children	4	12
Households Adults Only	21	29
Unaccompanied Youth <18	0	0

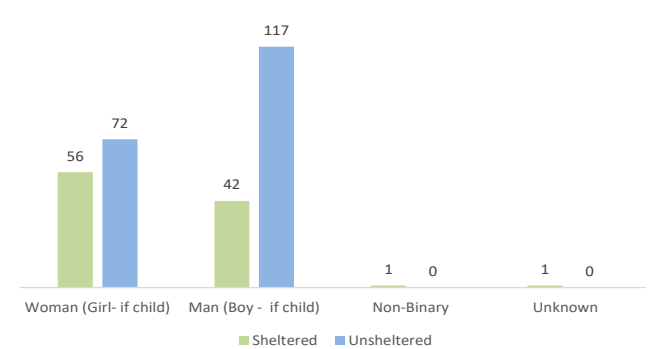
Locations and Household Types



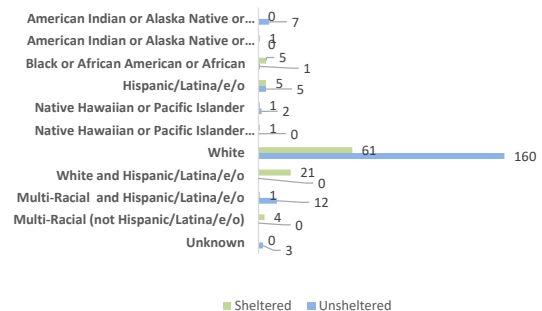
Age Groups



Genders



Race



Homeless Data by County

County	Sheltered		Unsheltered		Couch Surfing
	Households	People	Households	People	People
Amador	35	52	126	161	16
Calaveras	8	15	111	149	45
Mariposa	27	27	25	25	1
Tuolumne	58	100	156	190	41
CoC Totals	128	194	418	525	103

