

Central Sierra Continuum of Care Combined
Sheltered Homeless PIT Count 2023

HUD Defined Sheltered Homeless Populations by Location and Household Type

<u>Location & Family Type</u>	<u>Households</u>	<u>People</u>
ES HH w/children	33	96
ES HH Adults Only	103	105
TH HH w/children	8	20
TH HH, Adults Only	12	16
Total	156	237

<u>Age Groups</u>	<u>People</u>
Under 18	70
18-24	24
25-34	35
35-44	37
45-54	27
55-64	23
65 and older	21

<u>Genders</u>	<u>People</u>
Female	120
Male	114
Other/Unknown Gender	3

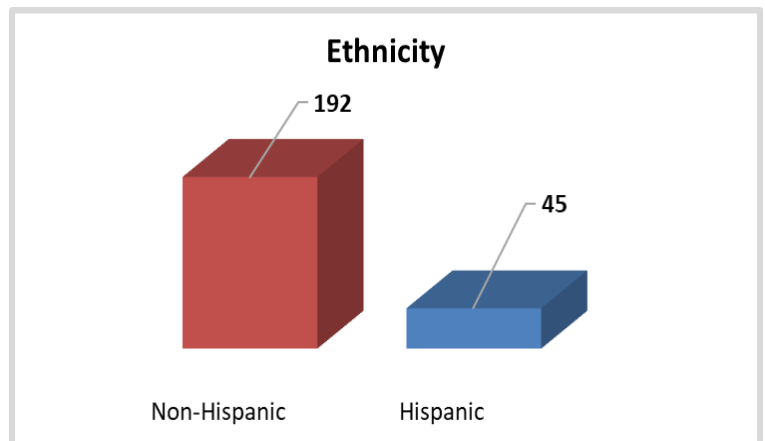
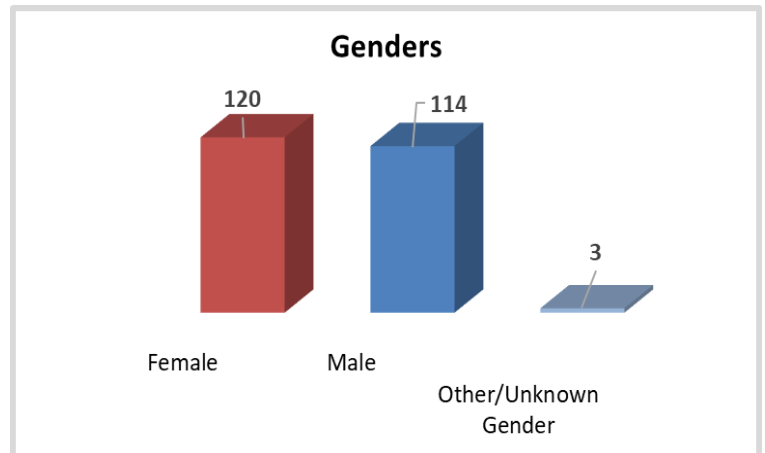
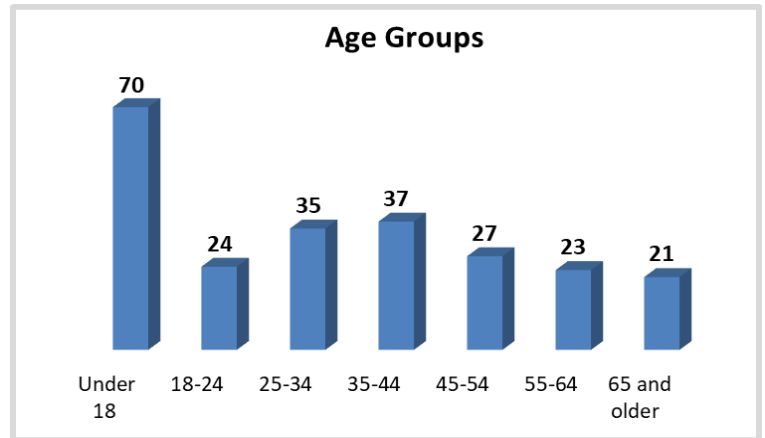
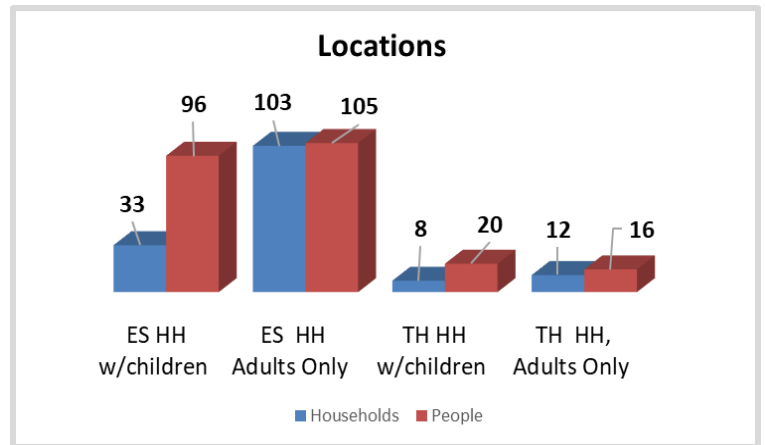
<u>Ethnicity</u>	<u>People</u>
Non-Hispanic	192
Hispanic	45

<u>Race</u>	<u>People</u>
White	200
Black/African American/African	8
Asian/ Asian American	1
American Indian/ Alaskan	13
Hawaiian/Pacific Islander	2
Multiple Races	7
Race Unknown	6

<u>Unaccompanied Youth</u>	<u>People</u>
Under 18 Years Old	25
Youth 18-24	16

<u>Parenting Youth</u>	<u>People</u>
Households	3
Parenting Youth 18-24	4
Children of Parenting Youth	4

<u>Other Categories</u>	<u>People</u>
Chronic Homeless	34
Veterans	9
Chronic Homeless Veterans	1
Mental Illness	9
Substance Use Disorder	6
HIV/AIDS	1
Domestic Violence	11



Central Sierra Continuum of Care Combined Sheltered Homeless PIT Count 2023

