

Amador County Sheltered Homeless PIT Count 2023

HUD Defined Sheltered Homeless Populations by Location and Household (HH) Type

Location & Family Type	Households	People
ES HH w/children	5	15
ES HH Adults Only	8	8
TH HH w/children	1	2
TH HH, Adults Only	5	8
Total	19	33

Age Groups

	People
Under 18	9
18-24	6
25-34	5
35-44	3
45-54	4
55-64	4
65 and older	2

Genders

Female	17
Male	16
Other/Unknown Gender	0

Ethnicity

Non-Hispanic	24
Hispanic	9

Race

White	26
Black/African American/African	6
Asian/ Asian American	0
American Indian/ Alaskan	0
Hawaiian/Pacific Islander	1
Multiple Races	0
Race Unknown	0

Unaccompanied Youth

Under 18 Years Old	0
Youth 18-24	3

Parenting Youth

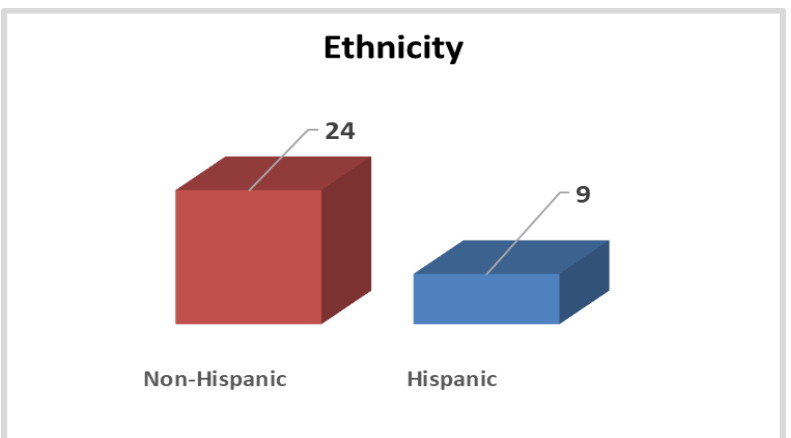
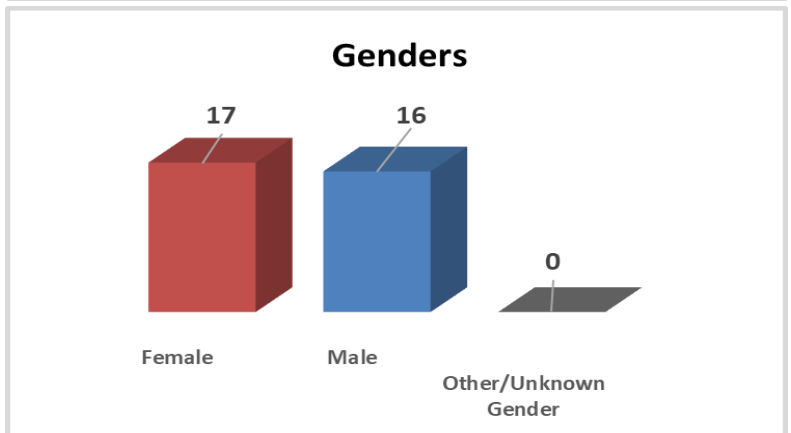
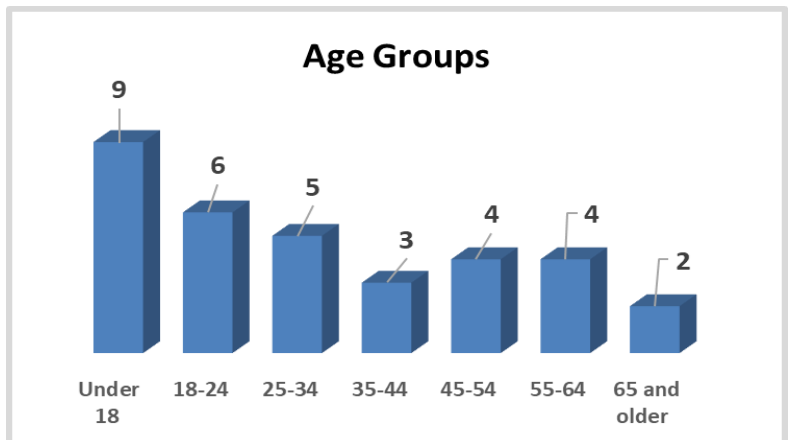
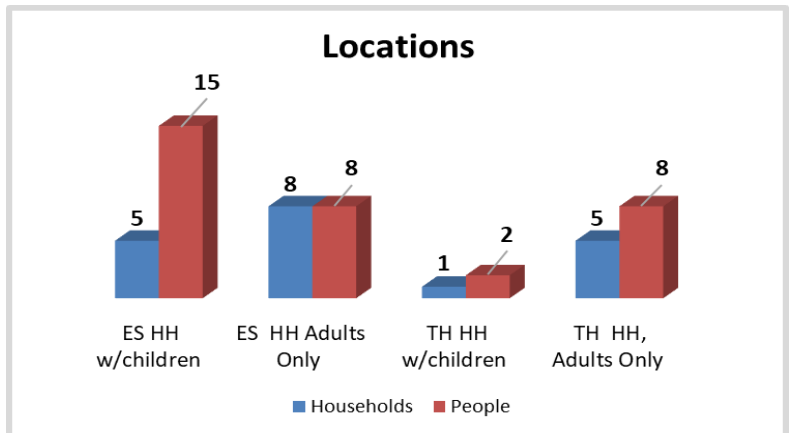
Households	1
Parenting Youth 18-24	1
Children of Parenting Youth	1

Other Categories

Chronic Homeless	3
Veterans	5
Chronic Homeless Veterans	1
Mental Illness	2
Substance Use Disorder	1
HIV/AIDS	0
Domestic Violence	1

Sheltered Homeless Data Summary by County

County	Households	People
Amador	19	33
Calaveras	37	78
Mariposa	36	36
Tuolumne	64	90
Total	156	237



Amador County Sheltered Homeless PIT Count 2023

