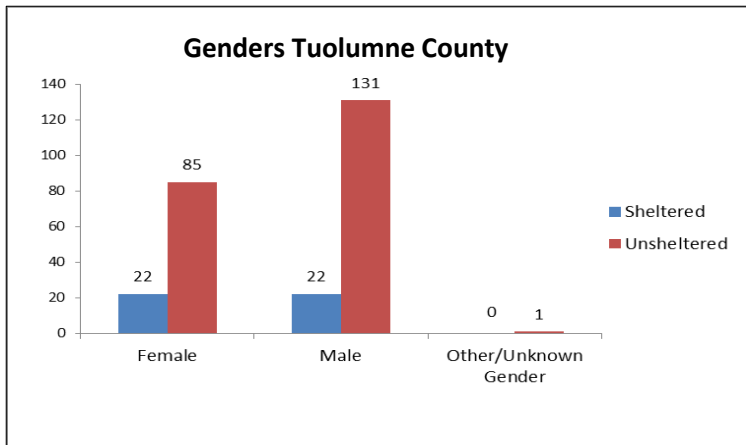
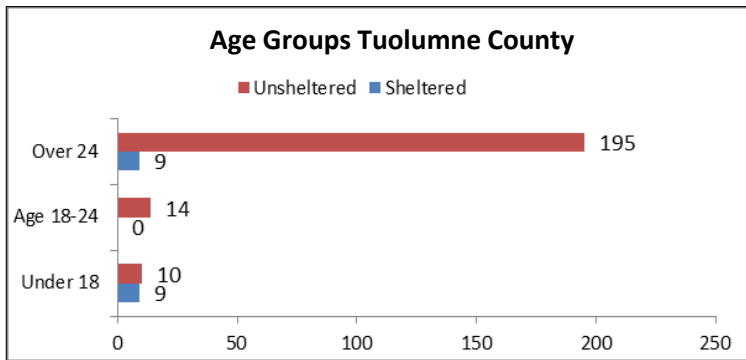
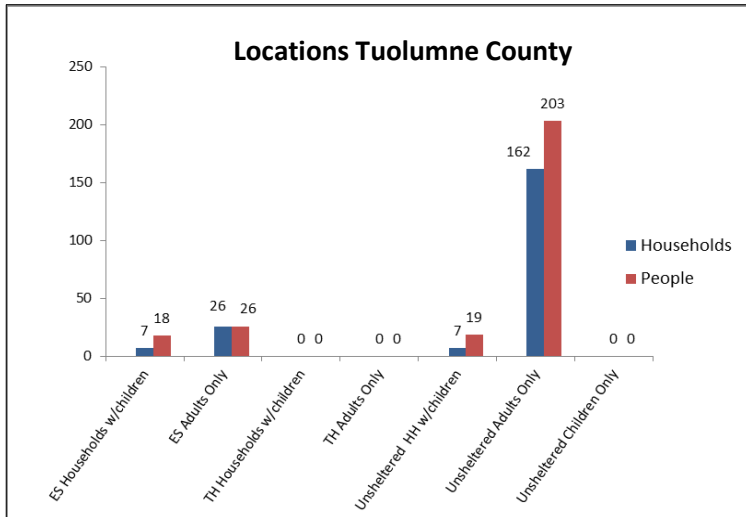


Central Sierra Continuum of Care
 2022 Point-In -Time Homeless Count
 Tuolumne County

HUD Defined Homeless Populations



| County | Sheltered | | Unsheltered | | Couch Surfing |
|--------------|------------|------------|-------------|------------|---------------|
| | Households | People | Households | People | |
| Amador | 20 | 27 | 117 | 157 | 2 |
| Calaveras | 18 | 26 | 66 | 96 | 39 |
| Mariposa | 27 | 27 | 19 | 19 | 0 |
| Tuolumne | 33 | 44 | 169 | 222 | 35 |
| Total | 98 | 124 | 371 | 494 | 76 |

| | Households | People |
|---------------------------|------------|------------|
| ES Households w/children | 7 | 18 |
| ES Adults Only | 26 | 26 |
| TH Households w/children | 0 | 0 |
| TH Adults Only | 0 | 0 |
| Unsheltered HH w/children | 7 | 19 |
| Unsheltered Adults Only | 162 | 203 |
| Unsheltered Children Only | 0 | 0 |
| Total | 202 | 266 |

| Age Groups | Sheltered | Unsheltered |
|------------|-----------|-------------|
| Under 18 | 9 | 10 |
| Age 18-24 | 0 | 14 |
| Over 24 | 9 | 195 |

| Genders | Sheltered | Unsheltered |
|----------------------|-----------|-------------|
| Female | 22 | 85 |
| Male | 22 | 131 |
| Other/Unknown Gender | 0 | 1 |

| Ethnicity | Sheltered | Unsheltered |
|--------------|-----------|-------------|
| Hispanic | 6 | 17 |
| Non-Hispanic | 37 | 205 |

| Race | Sheltered | Unsheltered |
|---------------------------|-----------|-------------|
| White | 39 | 168 |
| Black/African American | 0 | 0 |
| Asian | 0 | 0 |
| Amer. Indian/Alaskan | 0 | 20 |
| Hawaiian/Pacific Islander | 0 | 0 |
| Multiple Races | 5 | 30 |
| Race Unknown | 0 | 4 |

| Unaccompanied Youth | Sheltered | Unsheltered |
|---------------------|-----------|-------------|
| Under 18 Years Old | 0 | 0 |
| Youth 18-24 | 0 | 7 |

| Parenting Youth | Sheltered | Unsheltered |
|-----------------------------|-----------|-------------|
| Households | 0 | 2 |
| Parenting Youth 18-24 | 0 | 2 |
| Children of Parenting Youth | 0 | 2 |

| Other Categories | Sheltered | Unsheltered |
|---------------------------|-----------|-------------|
| Chronic Homeless Individ. | 11 | 98 |
| Veterans | 2 | 15 |
| Chronic Homeless Vets. | 0 | 14 |
| Mental Illness | 7 | 54 |
| Substance Use Disorder | 1 | 36 |
| HIV/AIDS | 0 | 0 |
| Domestic Violence | 3 | 50 |

Central Sierra Continuum of Care
 2022 Point-In -Time Homeless Count
 Tuolumne County

| Tuolumne County | 2015 | 2016 | 2017 | 2019 | 2021 |
|--------------------------------------|------------|------------|-----------|------------|------------|
| Households of Adults Only | 130 | 94 | 90 | 249 | 162 |
| Households with Children | 5 | 3 | 2 | 6 | 7 |
| Households with only Children | 0 | 0 | 0 | 0 | 0 |
| Age 0-5 | 5 | 4 | 1 | 2 | 2 |
| Age 6-17 | 5 | 2 | 2 | 5 | 8 |
| Age 18-24 | 20 | 13 | 11 | 29 | 14 |
| Age 25-59 | 123 | 110 | 80 | 212 | 166 |
| Age 60+ | 14 | 13 | 12 | 47 | 29 |
| Age Unknown | 0 | 6 | 1 | 6 | 3 |

