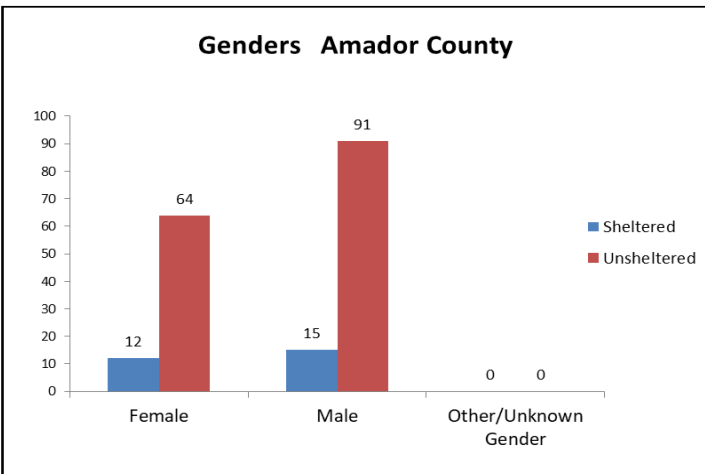
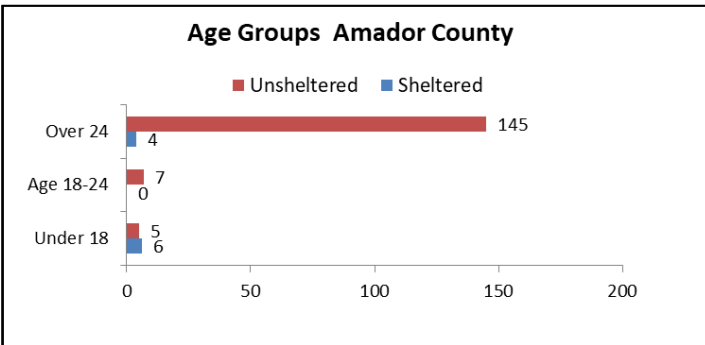
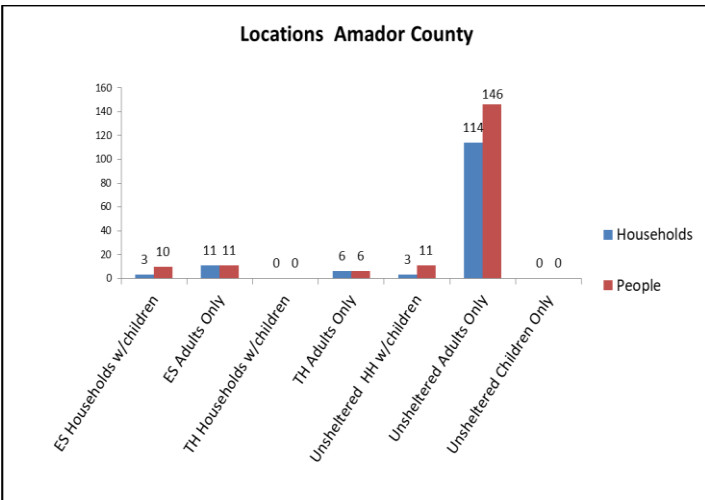


Central Sierra Continuum of Care
 2022 Point-In -Time Homeless Count
 Amador County



County	Sheltered		Unsheltered		Couch Surfing
	Households	People	Households	People	
Amador	20	27	117	157	2
Calaveras	18	26	66	96	39
Mariposa	27	27	19	19	0
Tuolumne	33	44	169	222	35
Total	98	124	371	494	76

HUD Defined Homeless Populations

	Households	People
ES Households w/children	3	10
ES Adults Only	11	11
TH Households w/children	0	0
TH Adults Only	6	6
Unsheltered HH w/children	3	11
Unsheltered Adults Only	114	146
Unsheltered Children Only	0	0
Total	137	184

Age Groups	Sheltered	Unsheltered
Under 18	6	5
Age 18-24	0	7
Over 24	4	145

Genders	Sheltered	Unsheltered
Female	12	64
Male	15	91
Other/Unknown Gender	0	0

Ethnicity	Sheltered	Unsheltered
Hispanic	5	17
Non-Hispanic	25	140

Race	Sheltered	Unsheltered
White	25	141
Black/African American	1	0
Asian	0	0
Amer. Indian/Alaskan	1	6
Hawaiian/Pacific Islander	0	1
Multiple Races	0	3
Race Unknown	0	5

Unaccompanied Youth	Sheltered	Unsheltered
Under 18 Years Old	0	0
Youth 18-24	0	6

Parenting Youth	Sheltered	Unsheltered
Households	0	0
Parenting Youth 18-24	0	0
Children of Parenting Youth	0	0

Other Categories	Sheltered	Unsheltered
Chronic Homeless Individ.	3	85
Veterans	6	16
Chronic Homeless Vets.	0	12
Mental Illness	5	40
Substance Use Disorder	0	31
HIV/AIDS	0	1
Domestic Violence	3	53

Central Sierra Continuum of Care
 2022 Point-In -Time Homeless Count
 Amador County

Amador County	2015	2016	2017	2019	2021
Households of Adults Only	54	85	59	126	114
Households with Children	3	4	11	4	3
Households with only Children	0	0	0	0	0
Age 0-5	3	2	4	2	1
Age 6-17	3	2	10	6	4
Age 18-24	13	17	25	27	7
Age 25-59	62	96	73	125	123
Age 60+	7	3	3	19	22
Age Unknown	2	3	0	1	0

