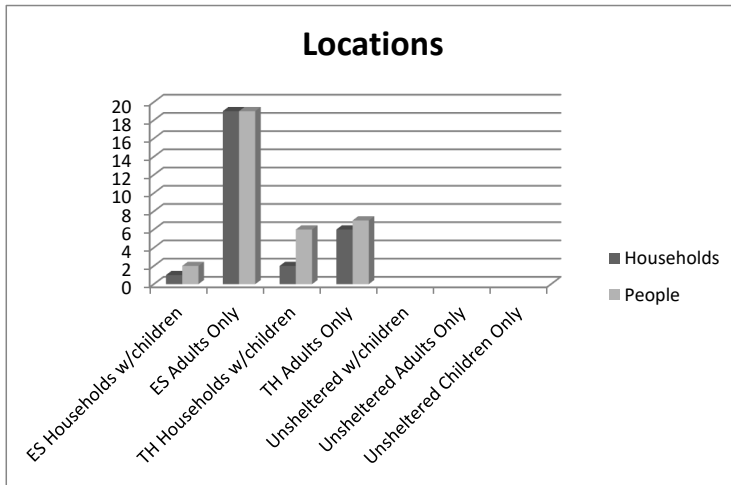
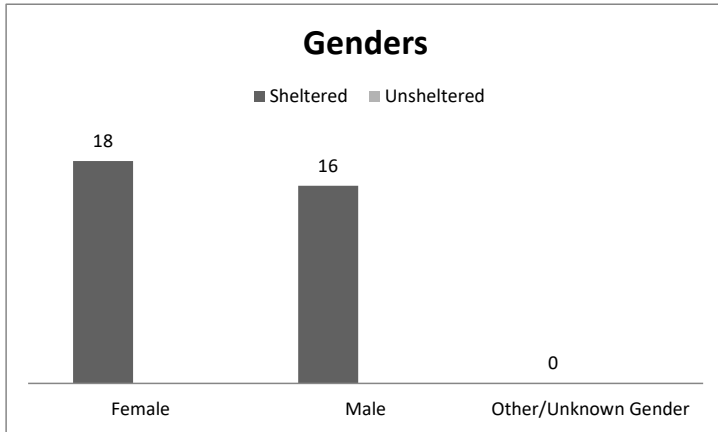
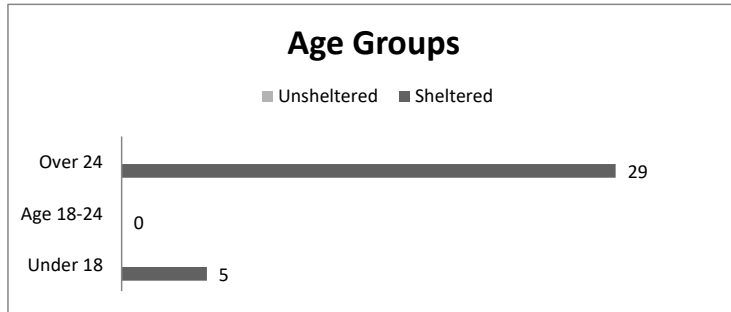


TOTAL SHELTERED HOMELESS COUNT FOR MARIPOSA COUNTY ON 1/27/2021



ES=Emergency Shelter
 TH=Transitional Housing



County	Sheltered		Unsheltered		Couch Surfing
	Households	People	Households	People	People
Amador	23	37			
Calaveras	22	31			
Mariposa	28	34			
Tuolumne	33	49			
Total	106	151	0	0	0

Location & Family Type	Households	People
ES Households w/children	1	2
ES Adults Only	19	19
TH Households w/children	2	6
TH Adults Only	6	7
Unsheltered w/children		
Unsheltered Adults Only		
Unsheltered Children Only		
Total	28	34

Age Groups	Sheltered	Unsheltered
Under 18	5	0
Age 18-24	0	0
Over 24	29	0

Genders	Sheltered	Unsheltered
Female	18	0
Male	16	0
Other/Unknown Gender	0	0

Ethnicity	Sheltered	Unsheltered
Hispanic	4	0
Non-Hispanic	30	0

Race	Sheltered	Unsheltered
White	31	0
Black/African American	0	0
Asian	0	0
Amer. Indian/Alaskan	0	0
Hawaiian/Pacific Islander	0	0
Multiple Races	3	0
Race Unknown	0	0

Unaccompanied Youth	Sheltered	Unsheltered
Under 18 Years Old	0	0
Youth 18-24	0	0

Parenting Youth	Sheltered	Unsheltered
Households	0	0
Parenting Youth 18-24	0	0
Children of Parenting Youth	0	0

Other Categories	Sheltered	Unsheltered
Chronic Homeless Individ.	8	0
Veterans	2	0
Chronic Homeless Vets.	1	0
Mental Illness	7	0
Substance Use Disorder	1	0
HIV/AIDS	0	0
Domestic Violence	4	0

Couch Surfers	Households	People
Households w/children		
Households Adults Only		
Unaccompanied Youth <18		