

Tuolumne County Sheltered Homeless PIT Count 2023

HUD Defined Sheltered Homeless Populations by Location and Household (HH) Type

Location & Family Type	Households	People
ES HH w/children	12	30
ES HH Adults Only	47	48
TH HH w/children	3	9
TH HH Adults Only	2	3
Total	64	90

Age Groups

	People
Under 18	24
18-24	9
25-34	12
35-44	13
45-54	10
55-64	12
65 and older	10

Genders

Female	46
Male	42
Other/Unknown Gender	2

Ethnicity

Non-Hispanic	77
Hispanic	13

Race

White	82
Black/African American/African	2
Asian or Asian American	1
American Indian or Alaska Native	1
Hawaiian/Pacific Islander	1
Multiple Races	3
Race Unknown	0

Unaccompanied Youth

Under 18 Years Old	24
Youth 18-24	9

Parenting Youth

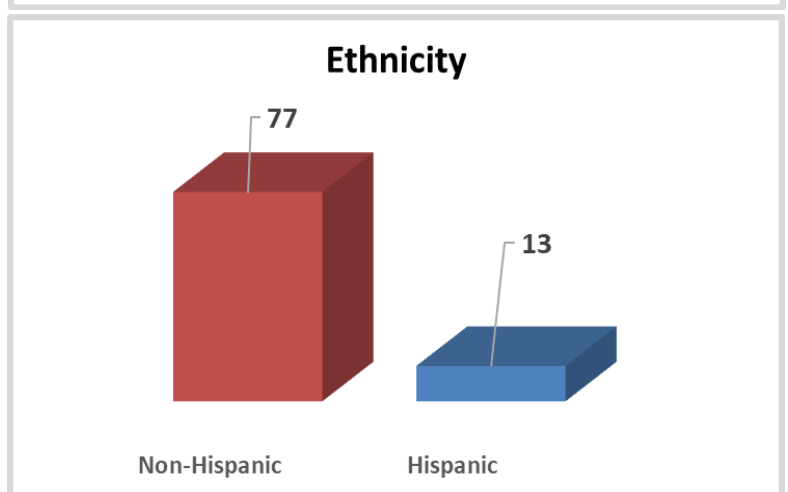
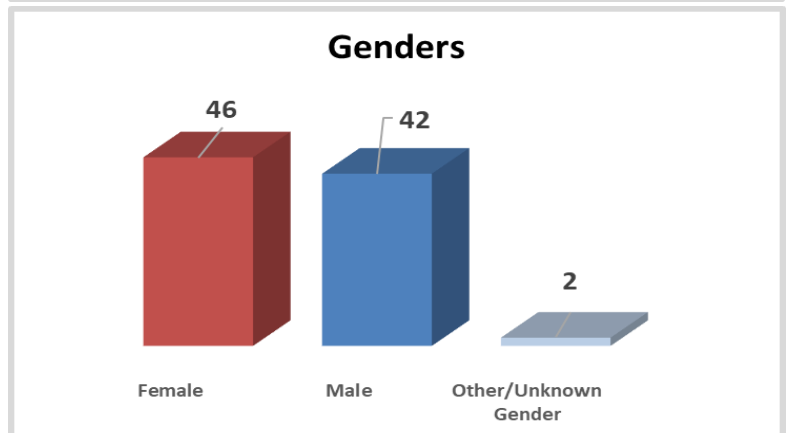
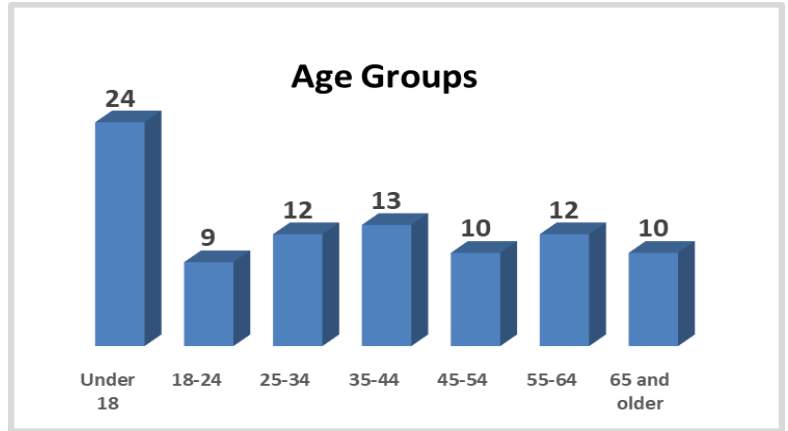
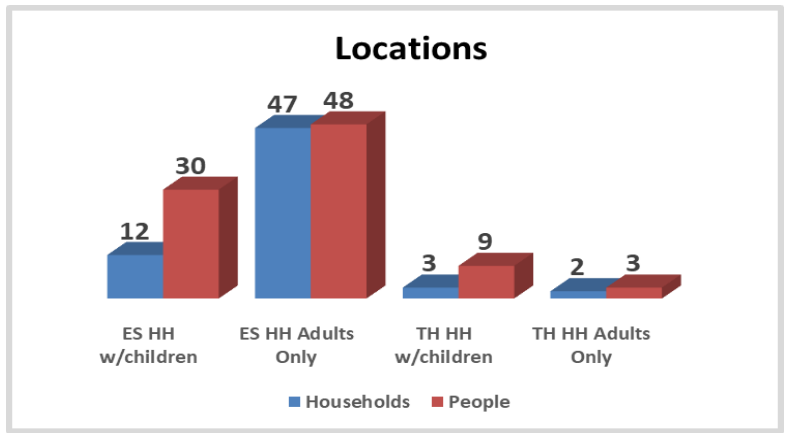
Households	2
Parenting Youth 18-24	3
Children of Parenting Youth	3

Other Categories

Chronic Homeless	20
Veterans	3
Chronic Homeless Veterans	0
Mental Illness	4
Substance Use Disorder	2
HIV/AIDS	0
Domestic Violence	2

Sheltered Homeless Data Summary by County

County	Households	People
Amador	19	33
Calaveras	37	78
Mariposa	36	36
Tuolumne	64	90
Total	156	237



Tuolumne County Sheltered Homeless PIT Count 2023

