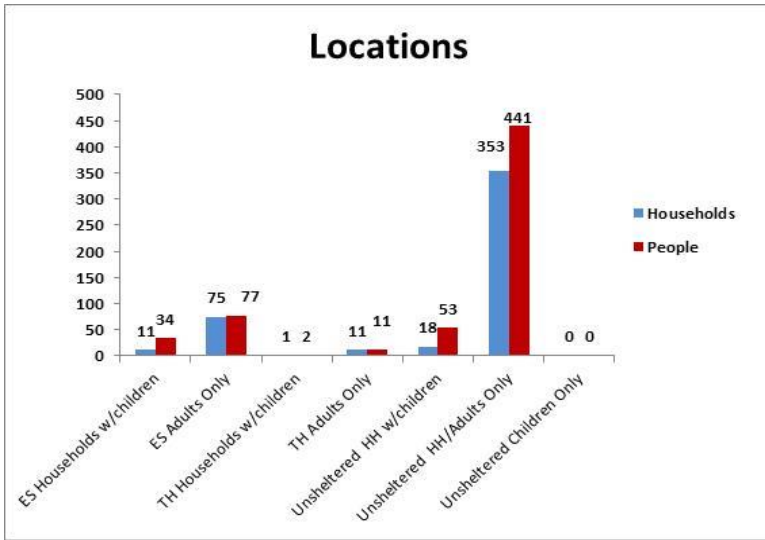
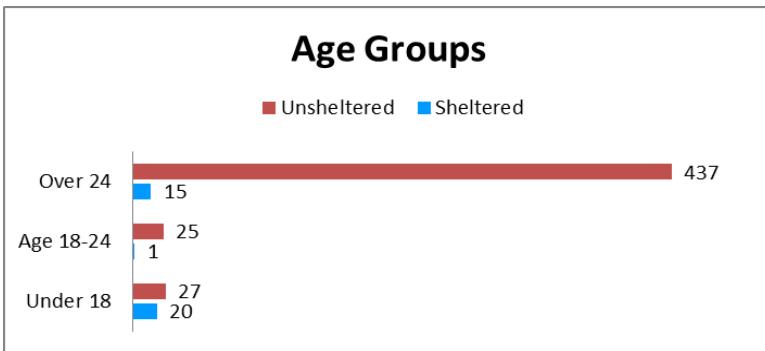


**Central Sierra Continuum of Care CA526
2022 Point-in-Time Count
Combined Total Amador, Calaveras, Tuolumne and Mariposa Counties**



HUD Defined Homeless Populations

Location & Family Type	Households	People
ES Households w/children	11	34
ES Adults Only	75	77
TH Households w/children	1	2
TH Adults Only	11	11
Unsheltered HH w/children	18	53
Unsheltered HH/Adults Only	353	441
Unsheltered Children Only	0	0
Total	469	618



Age Groups	Sheltered	Unsheltered
Under 18	20	27
Age 18-24	1	25
Over 24	15	437

Genders	Sheltered	Unsheltered
Female	58	187
Male	66	294
Other/Unknown Gender	0	1

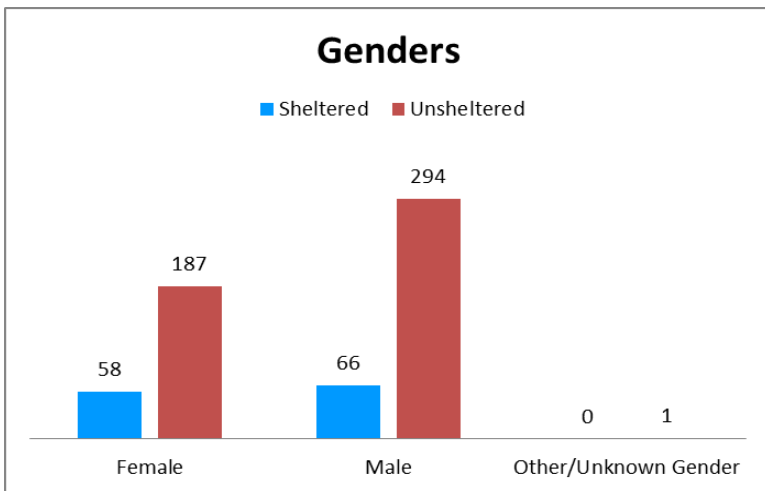
Ethnicity	Sheltered	Unsheltered
Hispanic	22	44
Non-Hispanic	103	451

Race	Sheltered	Unsheltered
White	110	401
Black/African American	3	1
Asian	0	0
Amer. Indian/Alaskan	4	33
Hawaiian/Pacific Islander	1	1
Multiple Races	5	33
Race Unknown	0	14

Unaccompanied Youth	Sheltered	Unsheltered
Under 18 Years Old	0	0
Youth 18-24	2	14

Parenting Youth	Sheltered	Unsheltered
Households	0	3
Parenting Youth 18-24	0	3
Children of Parenting Youth	0	3

Other Categories	Sheltered	Unsheltered
Chronic Homeless Individ.	24	209
Veterans	10	38
Chronic Homeless Vets.	1	30
Mental Illness	13	106
Substance Use Disorder	2	72
HIV/AIDS	0	1
Domestic Violence	9	113



Non-HUD Data for Local Use

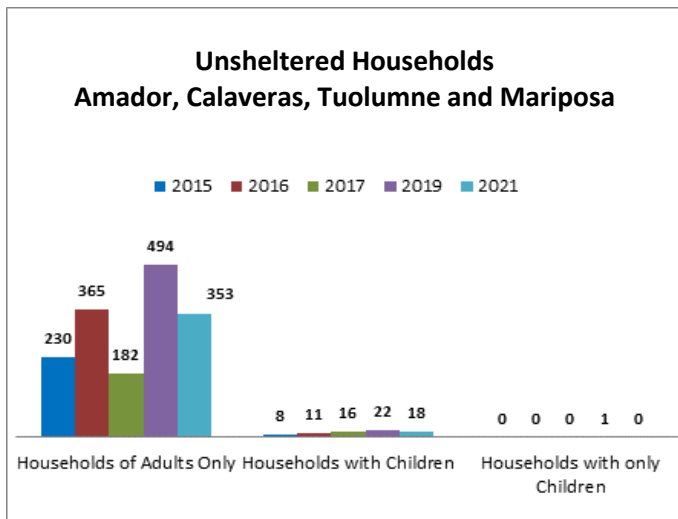
	Households	People
Couch Surfers		
Households w/children	12	38
Households Adults Only	23	30
Unaccompanied Youth <18	8	8

Comparison of Homeless Data by County

County	Sheltered		Unsheltered		Couch Surfing
	Households	People	Households	People	People
Amador	20	27	117	157	2
Calaveras	18	26	66	96	39
Mariposa	27	27	19	19	0
Tuolumne	33	44	169	222	35
Total	98	124	371	494	76

**Central Sierra Continuum of Care CA526
2022 Point-in-Time Count
Combined Total Amador, Calaveras, Tuolumne and Mariposa Counties**

**Comparison of HUD Defined
Unsheltered Homeless Population PIT**



Amador County	2015	2016	2017	2019	2021
Households of Adults Only	54	85	59	126	114
Households with Children	3	4	11	4	3
Households with only Children	0	0	0	0	0
Age 0-5	3	2	4	2	1
Age 6-17	3	2	10	6	4
Age 18-24	13	17	25	27	7
Age 25-59	62	96	73	125	123
Age 60+	7	3	3	19	22
Age Unknown	2	3	0	1	0

Calaveras County	2015	2016	2017	2019	2021
Households of Adults Only	34	186	11	101	58
Households with Children	0	4	0	10	8
Households with only Children	0	0	0	0	0
Age 0-5	0	0	0	3	0
Age 6-17	0	8	0	13	11
Age 18-24	6	34	2	16	4
Age 25-59	26	160	10	118	65
Age 60+	4	8	1	18	10
Age Unknown	0	0	0	12	3

Tuolumne County	2015	2016	2017	2019	2021
Households of Adults Only	130	94	90	249	162
Households with Children	5	3	2	6	7
Households with only Children	0	0	0	0	0
Age 0-5	5	4	1	2	2
Age 6-17	5	2	2	5	8
Age 18-24	20	13	11	29	14
Age 25-59	123	110	80	212	166
Age 60+	14	13	12	47	29
Age Unknown	0	6	1	6	3

Mariposa County	2015	2016	2017	2019	2021
Households of Adults Only	12	0	22	18	19
Households with Children	0	0	3	2	0
Households with only Children	0	0	0	1	0
Age 0-5	0	0	0	0	0
Age 6-17	0	0	3	4	1
Age 18-24	0	0	1	0	0
Age 25-59	9	0	22	21	19
Age 60+	1	0	3	5	0
Age Unknown	2	0	0	0	0

All Counties	2015	2016	2017	2019	2021
Households of Adults Only	230	365	182	494	353
Households with Children	8	11	16	22	18
Households with only Children	0	0	0	1	0
Age 0-5	8	6	5	7	3
Age 6-17	8	12	15	28	24
Age 18-24	39	64	39	72	25
Age 25-59	220	366	185	476	373
Age 60+	26	24	19	89	61
Age Unknown	4	9	1	19	6

