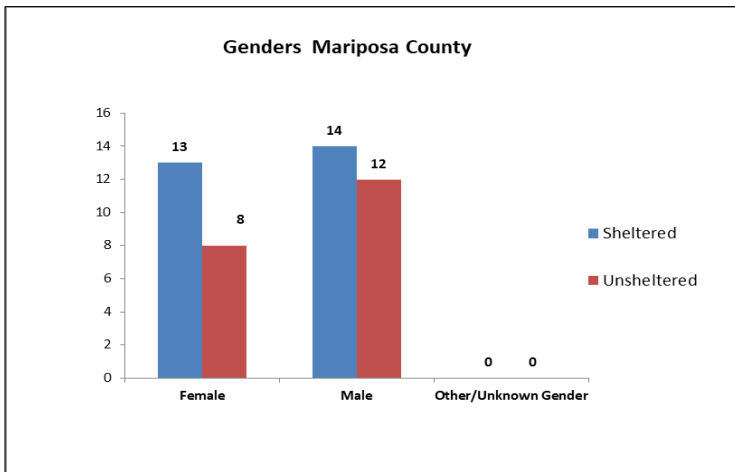
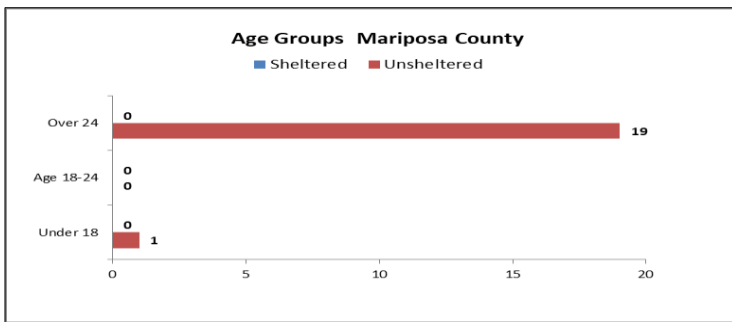
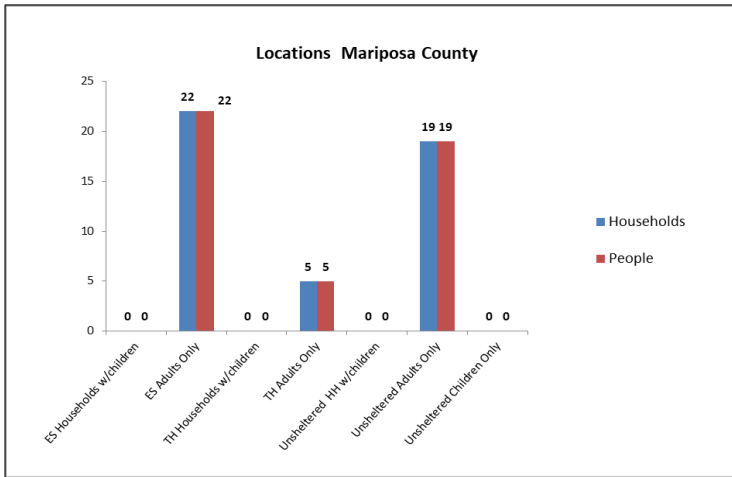


Central Sierra Continuum of Care
2022 Point-In-Time Homeless Count Mariposa County



County	Sheltered		Unsheltered		Couch Surfing
	Households	People	Households	People	
Amador	20	27	117	157	2
Calaveras	18	26	66	96	39
Mariposa	27	27	19	19	0
Tuolumne	33	44	169	222	35
Total	98	124	371	494	76

HUD Defined Homeless Populations

Location & Family Type	Households	People
ES Households w/children	0	0
ES Adults Only	22	22
TH Households w/children	0	0
TH Adults Only	5	5
Unsheltered HH w/children	0	0
Unsheltered Adults Only	19	19
Unsheltered Children Only	0	0
Total	46	46

Age Groups	Sheltered	Unsheltered
Under 18	0	1
Age 18-24	0	0
Over 24	0	19

Genders	Sheltered	Unsheltered
Female	13	8
Male	14	12
Other/Unknown Gender	0	0

Ethnicity	Sheltered	Unsheltered
Hispanic	5	3
Non-Hispanic	21	17

Race	Sheltered	Unsheltered
White	21	15
Black/African American	2	0
Asian	0	0
Amer. Indian/Alaskan	3	3

Hawaiian/Pacific Islander	0	0
Multiple Races	0	0
Race Unknown	0	1

Unaccompanied Youth	Sheltered	Unsheltered
Under 18 Years Old	0	0
Youth 18-24	2	0

Parenting Youth	Sheltered	Unsheltered
Households	0	0
Parenting Youth 18-24	0	0
Children of Parenting Youth	0	0

Other Categories	Sheltered	Unsheltered
Chronic Homeless Indiv.	8	12
Veterans	2	1
Chronic Homeless Vets.	1	1
Mental Illness	1	8
Substance Use Disorder	0	5
HIV/AIDS	0	0
Domestic Violence	2	4

Central Sierra Continuum of Care
 2022 Point-In-Time Homeless Count Mariposa County

Mariposa County	2015	2016	2017	2019	2021
Households of Adults Only	12	0	22	18	19
Households with Children	0	0	3	2	0
Households with only Children	0	0	0	1	0
Age 0-5	0	0	0	0	0
Age 6-17	0	0	3	4	1
Age 18-24	0	0	1	0	0
Age 25-59	9	0	22	21	19
Age 60+	1	0	3	5	0
Age Unknown	2	0	0	0	0

